

# Terrace

---

This brief profile was developed to support the planning for Integrated Primary and Community Care

Prepared by: Fara Kashanchi, Planning & Performance Improvement, Northern Health

Your feedbacks and suggestions on this work are most welcome

Please contact: [Famarz.Kashanchi@northernhealth.ca](mailto:Famarz.Kashanchi@northernhealth.ca)

Draft: Feb 23, 2016

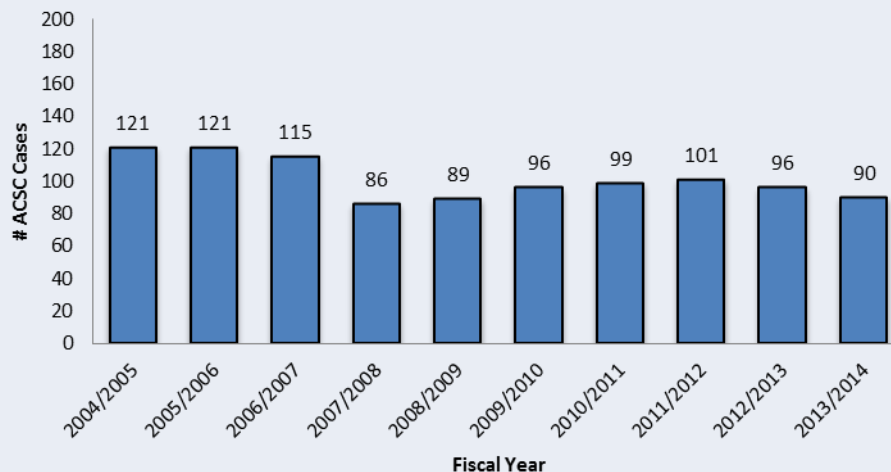


photo is from: <http://enlivenedlearning.com/2012/11/16/driving-to-terrace-with-academia-oil-and-glaciers-on-my-mind/>

<b>Population of Terrace - City <sup>1</sup></b>						<b>11486</b>	
Population of Terrace Local Health Area (LHA) <sup>2</sup>						20284	
Population of Terrace City as a percent of LHA population <sup>1,2</sup>						56.6%	
Children and Youth in Terrace City (persons < 19 years) <sup>1</sup>						3205	
Seniors in Terrace City (persons aged 65 + years) <sup>1</sup>						1500	
Deaths per year in Terrace City <sup>3</sup>						84	
Number of Mothers from Terrace City who delivered during Fiscal Year (FY) 2012-13 <sup>4</sup>						146	
Delivery Location <sup>4</sup>	Locally:	143	Elsewhere:	3	Total:	146	
Percent of 2yr old children who are up-to-date on their immunizations as of Dec 2012 in Terrace area <sup>5</sup>						78.6%	
Number of Mental Health & Addictions (MH &A) clients in Terrace community <sup>6</sup>						FY 2011-12	758
						FY 2012-13	789
						FY 2013-14	747
Local Emergency Department (ED) unscheduled visits in Mills Memorial Hospital <sup>7</sup>						FY 2012-13	19123
						FY 2013-14	19071
ED unscheduled visits in Mills Memorial Hospital that might be better managed in Primary Care setting (CTAS* 4 and 5) <sup>7</sup>						FY 2012-13	12220
						FY 2013-14	11712
% ED unscheduled visits with unknown CTAS in Mills Memorial Hospital <sup>7</sup>						FY 2012-13	19.3%
						FY 2013-14	8.6%

\* CTAS - Canadian Triage and Acuity Scale. Level 1 (Resuscitative), Level 2 (Emergent), Level 3 (Urgent), Level 4 (Less Urgent), Level 5 (Non-Urgent).

## # of Ambulatory Care Sensitive Conditions (ACSC) cases in Mills Memorial Hospital <sup>8</sup>

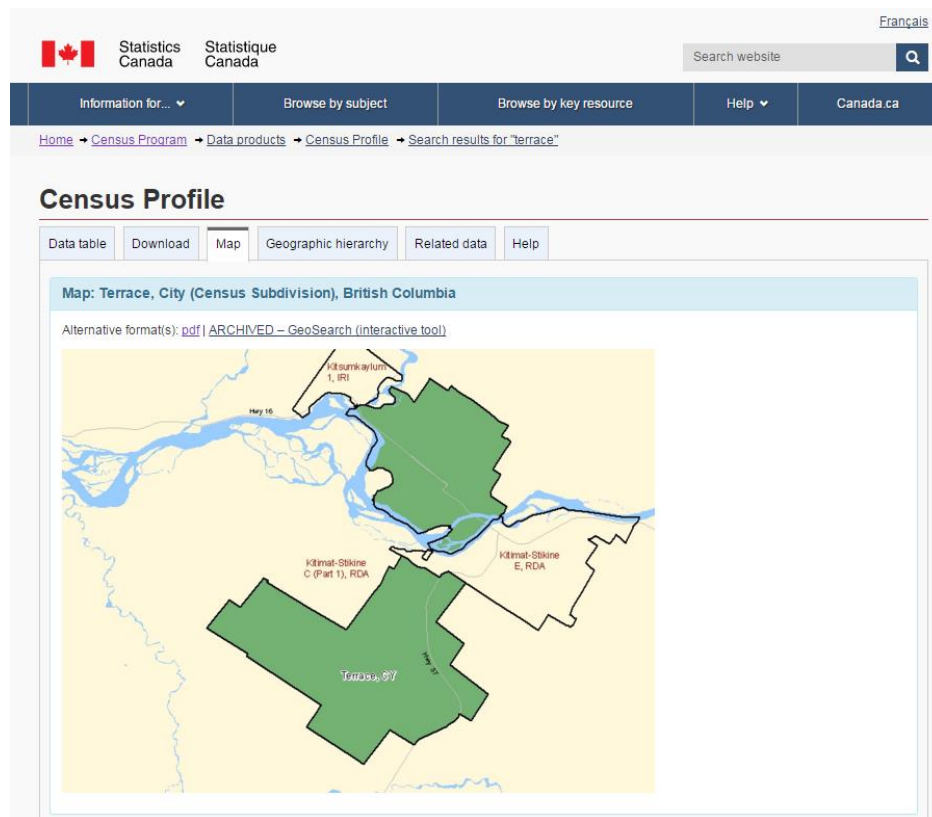
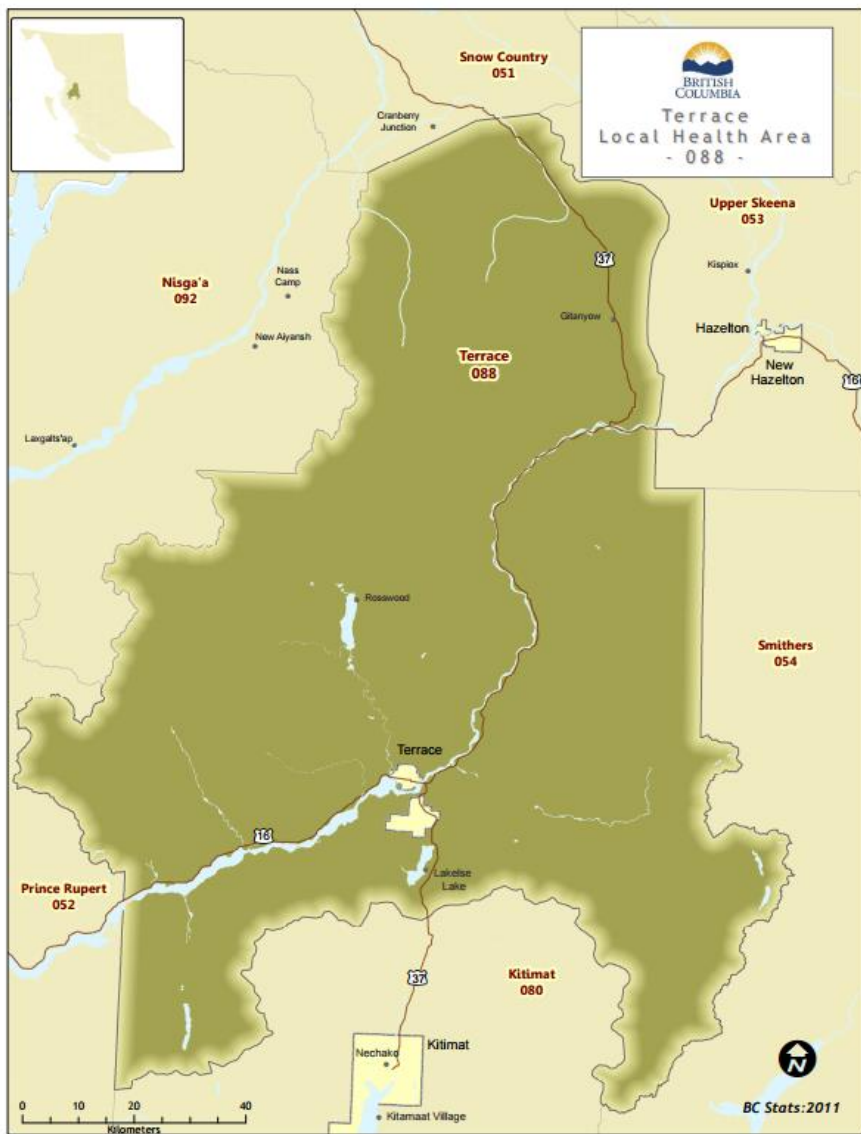


## Chronic Disease Estimates for Terrace LHA and Terrace City residents: Fiscal Year 2010 – 11 <sup>5</sup>

Chronic Conditions	New cases / year		Cost per patient / year
	Terrace City	LHA	
Cardiovascular Disease (CVD)	57	97	\$8,622
Dementia	21	35	\$9,940
Ischemic Heart Diseases (IHD)	22	38	\$8,168
Osteoarthritis	95	162	\$3,929
Rheumatoid Arthritis	22	38	\$4,607
Asthma	46	78	\$1,629
Congestive Heart Failure (CHF)	53	91	\$10,143
Chronic Kidney Disease (CKD)	32	54	\$10,456
COPD	64	109	\$8,719
Stroke	11	19	\$14,432
Depression	157	268	\$2,703
Diabetes	60	103	\$4,974
Hypertension	164	279	\$3,837
AMI	18	31	\$9,480
Community level estimates are based upon each community's relative share of the total Local Health Area (LHA) population and reflect what "might be expected" at the community level.			

\* ACSC cases are those that could frequently have been treated outside a hospital. Inclusion criteria: Admission to an acute care hospital with one of the following as most responsible diagnosis: Grand mal status and other epileptic convulsions, Chronic obstructive pulmonary disease (COPD), Asthma, Heart failure and pulmonary edema (excluding cases with cardiac procedures), Hypertension (excluding cases with cardiac procedures), Angina (excluding cases with cardiac procedures), Diabetes. Exclusion criteria: Individual died before discharge, Individuals age 75 years and older, Admission category recorded as newborn, stillbirth or cadaveric donor.<sup>9</sup>

# Terrace Local Health Area (LHA) and Terrace - City<sup>1, 10</sup>



## References:

1. Statistics Canada 2011 Census <http://www12.statcan.gc.ca/census-recensement/index-eng.cfm>
2. BC Stats Population Estimates in 2011  
<http://www.bcstats.gov.bc.ca/StatisticsBySubject/Demography/PopulationEstimates.aspx>
3. BC Vital Statistics Annual Report: 2011 <http://www.vs.gov.bc.ca/stats/annual/2011/pdf/appendix1.pdf>
4. Perinatal Services BC – Perinatal Database Registry. Report name: Northern Health Authority resident mothers that delivered a baby in British Columbia by delivery location. (April 1, 2002 TO March 31, 2013)  
Note: FY 2012-13 - Preliminary data - final data quality not completed.
5. Healthy Northern Communities 2013 Terrace  
<http://chip.northernhealth.ca/Portals/2/Document%20Repository/2013%20Updates/2013%20Community%20Profiles/LHA%20088%20-Terrace%20-%202013.pdf>
6. Northern Health Mental Health & Addiction information system: Synapse Database
7. Northern Health clinical information system: Cerner Database
8. Health Ideas <http://public.healthideas.gov.bc.ca/portal/page/portal/HealthIdeas>
9. [http://www.cihi.ca/cihi-ext-portal/pdf/internet/ind\\_defin\\_2013\\_en](http://www.cihi.ca/cihi-ext-portal/pdf/internet/ind_defin_2013_en)
10. <http://www.bcstats.gov.bc.ca/StatisticsBySubject/Census/2001Census/HealthAreas.aspx>