

Queen Charlotte

This brief profile was developed to support the planning for Integrated Primary and Community Care

Prepared by: Fara Kashanchi, Planning & Performance Improvement, Northern Health

Your feedbacks and suggestions on this work are most welcome

Please contact: Famarz.Kashanchi@northernhealth.ca

Draft: Feb 23, 2016

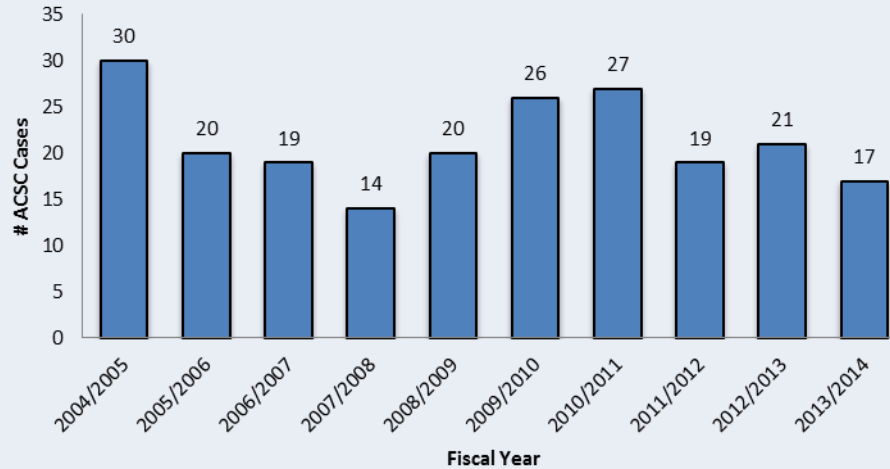


photo is from: <http://investnorthwestbc.ca/site-selector-community-profiles/village/invest-in-queen-charlotte>

Population of Queen Charlotte – Village ¹						944	
Population of Queen Charlotte Local Health Area (LHA) ²						4398	
Population of Queen Charlotte Village as a percent of LHA population ^{1,2}						21.5%	
Children and Youth in Queen Charlotte Village (persons < 19 years) ¹						205	
Seniors in Queen Charlotte Village (persons aged 65 + years) ¹						100	
Deaths per year in Queen Charlotte Village ³						6	
Number of Mothers from Queen Charlotte Village who delivered during Fiscal Year (FY) 2012-13 ⁴						5	
Delivery Location ⁴	Locally:	2	Elsewhere:	3	Total:	5	
Percent of 2yr old children who are up-to-date on their immunizations as of Dec 2012 in Queen Charlotte village ¹⁰						90%	
Number of Mental Health & Addictions (MH &A) clients in Queen Charlotte community ⁶						FY 2011-12	121
						FY 2012-13	130
						FY 2013-14	125
Local Emergency Department (ED) unscheduled visits in Queen Charlotte Islands General Hospital ⁷						FY 2012-13	1744
						FY 2013-14	1821
ED unscheduled visits in Queen Charlotte Islands General Hospital that might be better managed in Primary Care setting (CTAS* 4 and 5) ⁷						FY 2012-13	543
						FY 2013-14	1081
% ED unscheduled visits with unknown CTAS in Queen Charlotte Islands General Hospital ⁷						FY 2012-13	49.0%
						FY 2013-14	11.8%

* CTAS - Canadian Triage and Acuity Scale. Level 1 (Resuscitative), Level 2 (Emergent), Level 3 (Urgent), Level 4 (Less Urgent), Level 5 (Non-Urgent)

of Ambulatory Care Sensitive Conditions (ACSC) * cases in Queen Charlotte Islands General Hospital ⁸



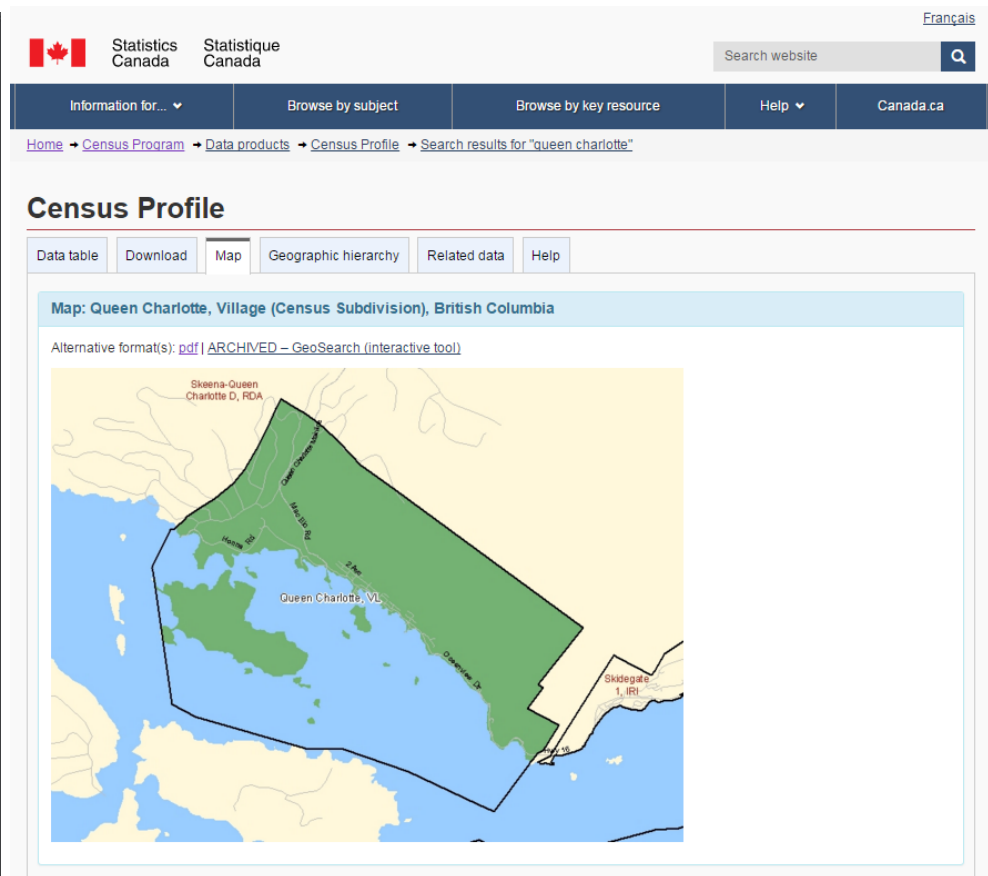
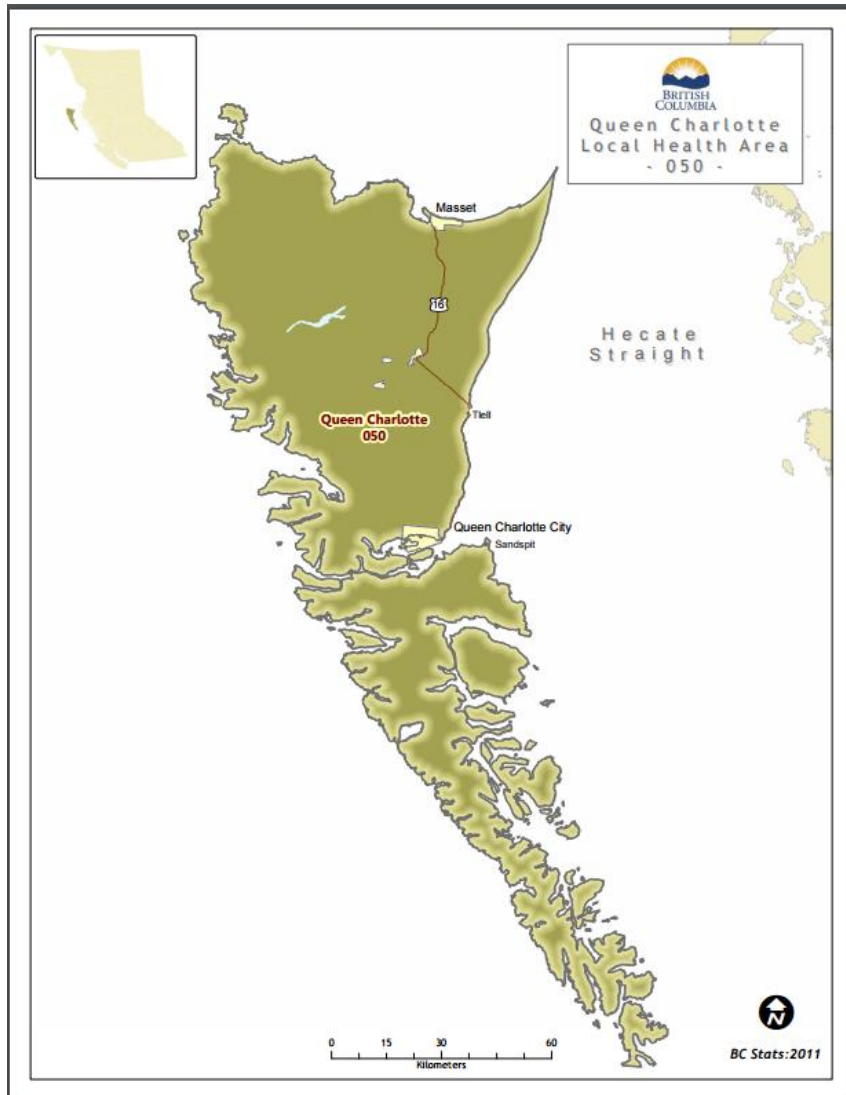
Chronic Disease Estimates for Queen Charlotte LHA and Queen Charlotte VL: Fiscal Year 2010 – 11 ⁵

Chronic Conditions	New cases / year		Cost per patient / year
	Queen Charlotte VL	LHA	
Cardiovascular Disease (CVD)	5	25	\$9,525
Dementia	1	7	\$6,647
Ischemic Heart Diseases (IHD)	3	15	\$9,701
Osteoarthritis	7	33	\$5,271
Rheumatoid Arthritis	0	0	\$6,430
Asthma	2	8	\$1,171
Congestive Heart Failure (CHF)	3	14	\$12,239
Chronic Kidney Disease (CKD)	2	8	\$14,585
COPD	5	22	\$14,414
Stroke	1	6	\$8,294
Depression	9	42	\$2,599
Diabetes	4	18	\$6,534
Hypertension	17	81	\$5,098
AMI	1	7	\$13,022

Community level estimates are based upon each community's relative share of the total Local Health Area (LHA) population and reflect what "might be expected" at the community level.

* ACSC cases are those that could frequently have been treated outside a hospital. Inclusion criteria: Admission to an acute care hospital with one of the following as most responsible diagnosis: Grand mal status and other epileptic convulsions, Chronic obstructive pulmonary disease (COPD), Asthma, Heart failure and pulmonary edema (excluding cases with cardiac procedures), Hypertension (excluding cases with cardiac procedures), Angina (excluding cases with cardiac procedures), Diabetes. Exclusion criteria: Individual died before discharge, Individuals age 75 years and older, Admission category recorded as newborn, stillbirth or cadaveric donor.¹⁰

Queen Charlotte Local Health Area (LHA) and Queen Charlotte – Village ^{1, 9}



References:

1. Statistics Canada 2011 Census <http://www12.statcan.gc.ca/census-recensement/index-eng.cfm>
2. BC Stats Population Estimates in 2011
<http://www.bcstats.gov.bc.ca/StatisticsBySubject/Demography/PopulationEstimates.aspx>
3. BC Vital Statistics Annual Report: 2011 <http://www.vs.gov.bc.ca/stats/annual/2011/pdf/appendix1.pdf>
4. Perinatal Services BC – Perinatal Database Registry. Report name: Northern Health Authority resident mothers that delivered a baby in British Columbia by delivery location. (April 1, 2002 TO March 31, 2013) Note: FY 2012-13 - Preliminary data - final data quality not completed.
5. <https://chip.northernhealth.ca/Portals/2/Document%20Repository/2013%20Updates/2013%20Community%20Profiles/LHA%20050%20Haida%20Gwaii%20-%20Final%202014.pdf>
6. Northern Health Mental Health & Addiction information system: Synapse Database
7. Northern Health clinical information system: Cerner Database
8. Health Ideas <http://public.healthideas.gov.bc.ca/portal/page/portal/HealthIdeas>
9. <http://www.bcstats.gov.bc.ca/StatisticsBySubject/Census/2001Census/HealthAreas.aspx>
10. <https://chip.northernhealth.ca/Portals/2/Document%20Repository/2014%20Updates/Imms%20and%20VPD/Two%20yr%20oId%20coverage%20and%20VPDs%202013.pdf>