

Prince Rupert

This brief profile was developed to support the planning for Integrated Primary and Community Care

Prepared by: Fara Kashanchi, Planning & Performance Improvement, Northern Health

Your feedbacks and suggestions on this work are most welcome

Please contact: Famarz.Kashanchi@northernhealth.ca

Draft: Feb 23, 2016

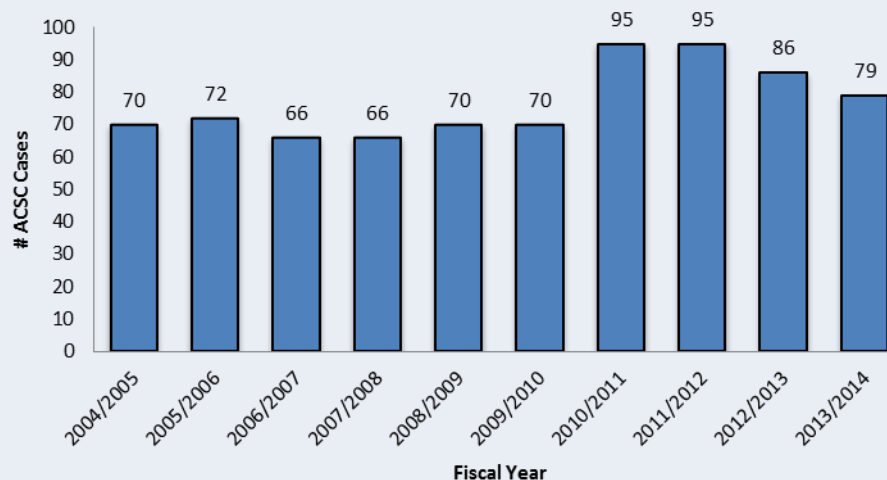


photo is from: <http://stuckattheairport.com/2011/07/19/day-trip-to-prince-rupert-airport/>

Population of Prince Rupert – City ¹						12508	
Population of Prince Rupert Local Health Area (LHA) ²						14181	
Population of Prince Rupert City as a percent of LHA population ^{1,2}						88.2%	
Children and Youth in Prince Rupert City (persons < 19 years) ¹						3345	
Seniors in Prince Rupert City (persons aged 65 + years) ¹						1490	
Deaths per year in Prince Rupert City ³						80	
Number of Mothers from Prince Rupert City who delivered during Fiscal Year (FY) 2012-13 ⁴						142	
Delivery Location ⁴	Locally:	135	Elsewhere:	7	Total:	142	
Percent of 2yr old children who are up-to-date on their immunizations as of Dec 2012 in Prince Rupert area ⁵						58.8%	
Number of Mental Health & Addictions (MH &A) clients in Prince Rupert community ⁶						FY 2011-12	465
						FY 2012-13	520
						FY 2013-14	455
Local Emergency Department (ED) unscheduled visits in Prince Rupert Regional Hospital ⁷						FY 2012-13	20026
						FY 2013-14	20142
ED unscheduled visits in Prince Rupert Regional Hospital that might be better managed in Primary Care setting (CTAS* 4 and 5) ⁷						FY 2012-13	11176
						FY 2013-14	11360
% ED unscheduled visits with unknown CTAS in Prince Rupert Regional Hospital ⁷						FY 2012-13	14.2%
						FY 2013-14	5.5%

* CTAS - Canadian Triage and Acuity Scale. Level 1 (Resuscitative), Level 2 (Emergent), Level 3 (Urgent), Level 4 (Less Urgent), Level 5 (Non-Urgent).

of Ambulatory Care Sensitive Conditions (ACSC) cases in Prince Rupert Regional Hospital ⁸



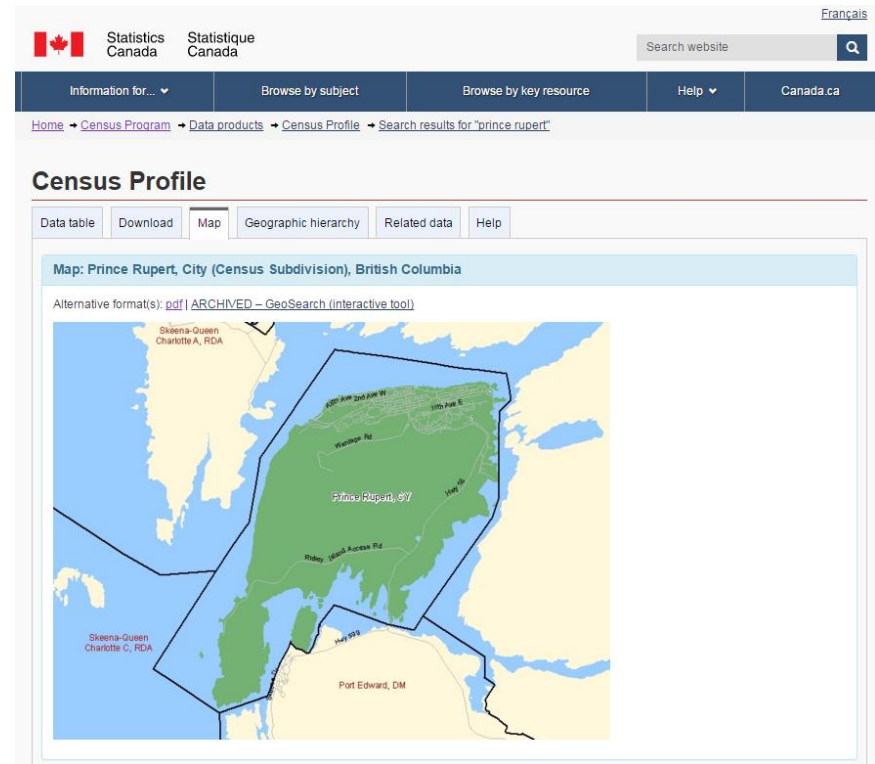
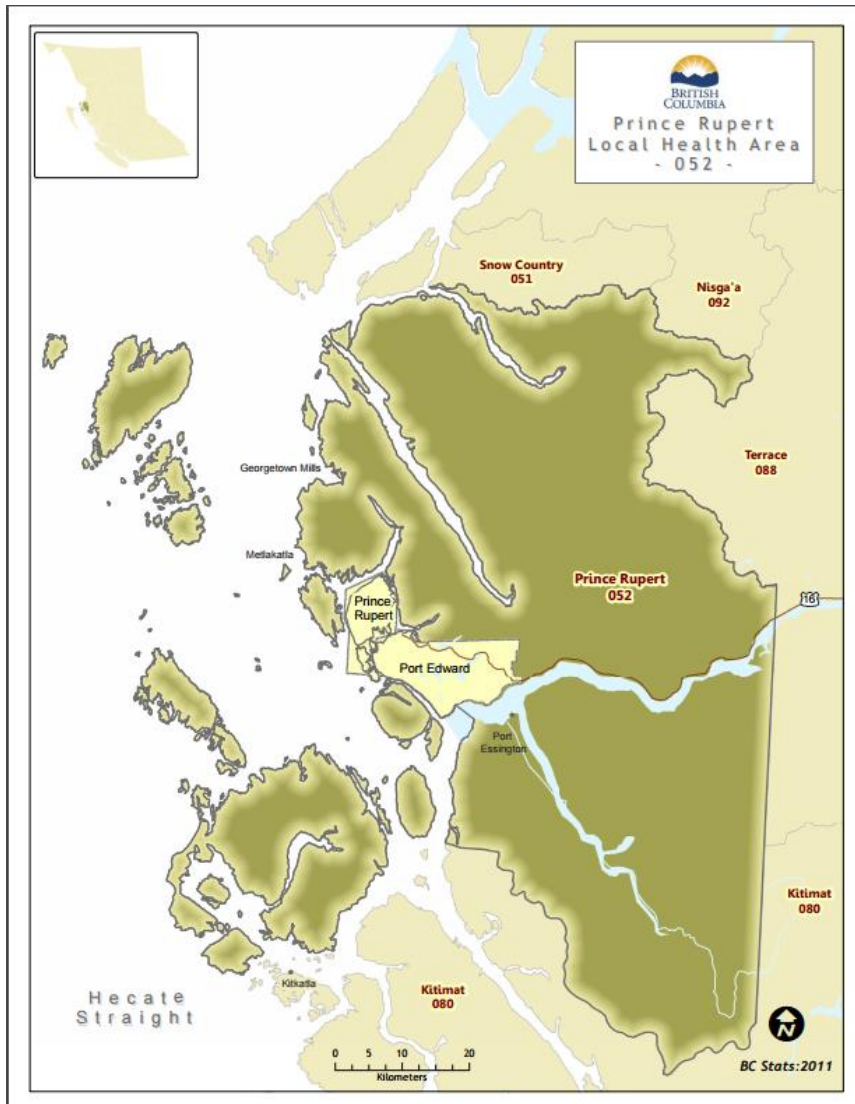
Chronic Disease Estimates for Prince Rupert LHA and Prince Rupert City residents: Fiscal Year 2010 – 11 ⁵

Chronic Conditions	New cases / year		Cost per patient / year
	Prince Rupert City	LHA	
Cardiovascular Disease (CVD)	67	74	\$8,493
Dementia	19	21	\$12,613
Ischemic Heart Diseases (IHD)	38	42	\$7,436
Osteoarthritis	115	127	\$3,601
Rheumatoid Arthritis	6	7	\$4,870
Asthma	50	55	\$1,286
Congestive Heart Failure (CHF)	51	56	\$11,595
Chronic Kidney Disease (CKD)	37	41	\$13,490
COPD	31	34	\$10,308
Stroke	15	17	\$10,106
Depression	144	159	\$2,635
Diabetes	80	89	\$5,112
Hypertension	214	237	\$3,767
AMI	25	28	\$9,548

Community level estimates are based upon each community's relative share of the total Local Health Area (LHA) population and reflect what "might be expected" at the community level.

* ACSC cases are those that could frequently have been treated outside a hospital. Inclusion criteria: Admission to an acute care hospital with one of the following as most responsible diagnosis: Grand mal status and other epileptic convulsions, Chronic obstructive pulmonary disease (COPD), Asthma, Heart failure and pulmonary edema (excluding cases with cardiac procedures), Hypertension (excluding cases with cardiac procedures), Angina (excluding cases with cardiac procedures), Diabetes. Exclusion criteria: Individual died before discharge, Individuals age 75 years and older, Admission category recorded as newborn, stillbirth or cadaveric donor.⁹

Prince Rupert Local Health Area (LHA) and Prince Rupert – City 1, 10



References:

1. Statistics Canada 2011 Census <http://www12.statcan.gc.ca/census-recensement/index-eng.cfm>
2. BC Stats Population Estimates in 2011
<http://www.bcstats.gov.bc.ca/StatisticsBySubject/Demography/PopulationEstimates.aspx>
3. BC Vital Statistics Annual Report: 2011 <http://www.vs.gov.bc.ca/stats/annual/2011/pdf/appendix1.pdf>
4. Perinatal Services BC – Perinatal Database Registry. Report name: Northern Health Authority resident mothers that delivered a baby in British Columbia by delivery location. (April 1, 2002 TO March 31, 2013)
Note: FY 2012-13 - Preliminary data - final data quality not completed.
5. Healthy Northern Communities 2013 Prince Rupert
<http://chip.northernhealth.ca/Portals/2/Document%20Repository/2013%20Updates/2013%20Community%20Profiles/LHA%20052%20-%20Prince%20Rupert%20-%202013.pdf>
6. Northern Health Mental Health & Addiction information system: Synapse Database
7. Northern Health clinical information system: Cerner Database
8. Health Ideas <http://public.healthideas.gov.bc.ca/portal/page/portal/HealthIdeas>
9. http://www.cihi.ca/cihi-ext-portal/pdf/internet/ind_defin_2013_en
10. <http://www.bcstats.gov.bc.ca/StatisticsBySubject/Census/2001Census/HealthAreas.aspx>