

Houston

This brief profile was developed to support the planning for Integrated Primary and Community Care

Prepared by: Fara Kashanchi, Planning & Performance Improvement, Northern Health

Your feedbacks and suggestions on this work are most welcome

Please contact: Famarz.Kashanchi@northernhealth.ca

Draft: Feb 23, 2016




photo is from: <http://www.wildnatureimages.com/Houston%201.htm>

Population of Houston - District Municipality ¹						3147	
Population of Smithers Local Health Area (LHA) ²						16953	
Population of Houston - District Municipality as a percent of LHA population ^{1,2}						18.6%	
Children and Youth in Houston - District Municipality (persons < 19 years) ¹						880	
Seniors in Houston - District Municipality (persons aged 65 + years) ¹						370	
Deaths per year in Houston - District Municipality ³						24	
Number of Mothers from Houston - District Municipality who delivered during Fiscal Year (FY) 2012-13 ⁴						44	
Delivery Location ⁴	Locally:	0	Elsewhere:	44	Total:	44	
Percent of 2yr old children who are up-to-date on their immunizations as of Dec 2012 in Houston area ⁵						74.5%	
Number of Mental Health & Addictions (MH &A) clients in Houston community ⁶						FY 2011-12	162
						FY 2012-13	159
						FY 2013-14	152
Local Emergency Department (ED) unscheduled visits in Houston Health Centre ⁷						FY 2012-13	1914
						FY 2013-14	1919
ED unscheduled visits in Houston Health Centre that might be better managed in Primary Care setting (CTAS* 4 and 5) ⁷						FY 2012-13	1593
						FY 2013-14	1658
% ED unscheduled visits with unknown CTAS in Houston Health Centre ⁷						FY 2012-13	3.6%
						FY 2013-14	2.6%

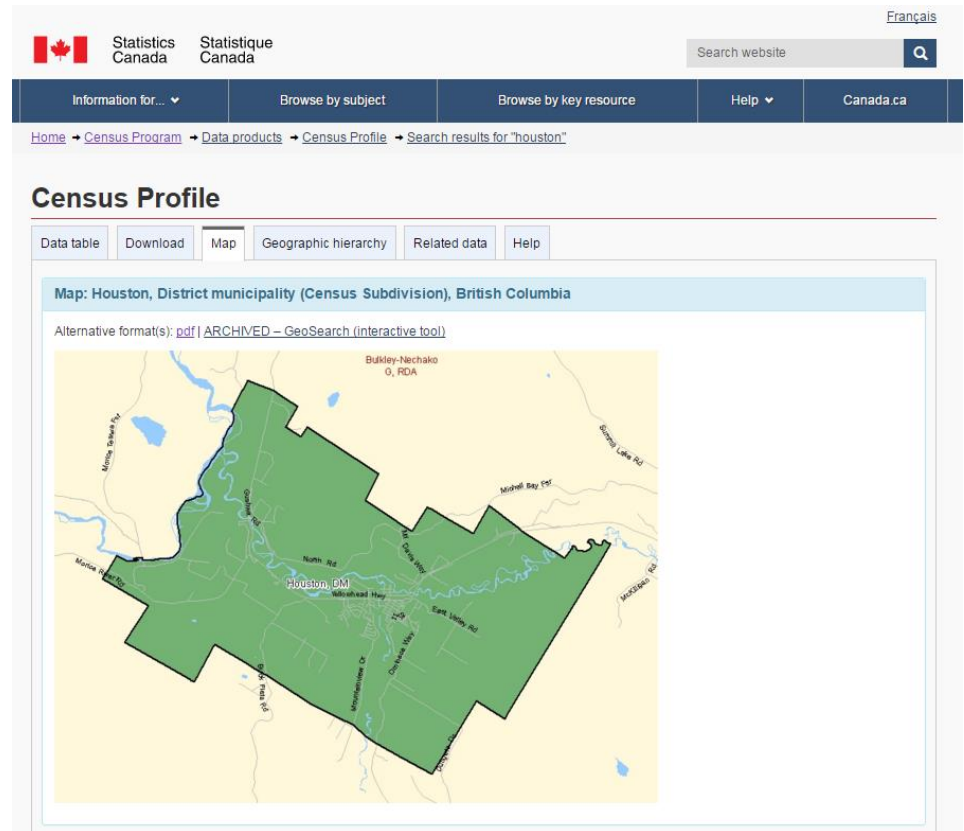
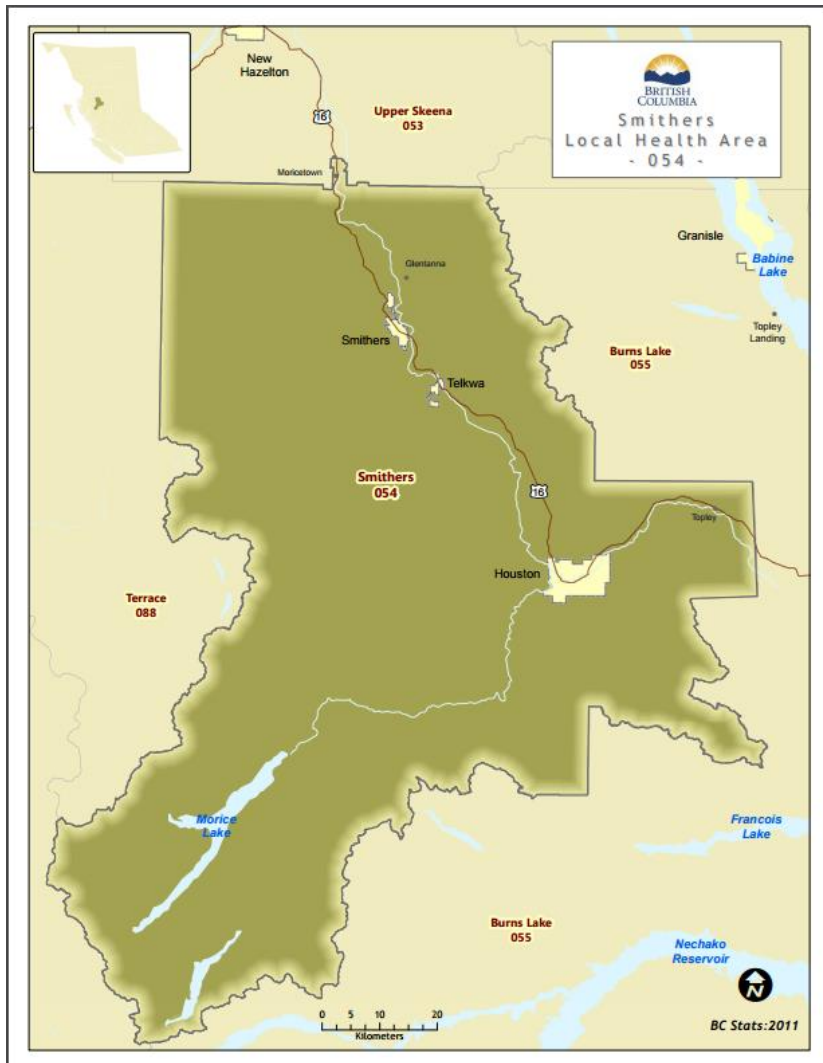
* CTAS - Canadian Triage and Acuity Scale. Level 1 (Resuscitative), Level 2 (Emergent), Level 3 (Urgent), Level 4 (Less Urgent), Level 5 (Non-Urgent).

Chronic Disease Estimates for Smithers LHA and Houston DM: Fiscal Year 2010 - 11 ⁵

Chronic Conditions	New cases / year		Cost per patient / year
	Houston DM	LHA	
Cardiovascular Disease (CVD)	13	68	\$8,091
Dementia	4	21	\$6,525
Ischemic Heart Diseases (IHD)	8	45	\$7,856
Osteoarthritis	38	202	\$4,084
Rheumatoid Arthritis	1	6	\$4,895
Asthma	14	73	\$1,413
Congestive Heart Failure (CHF)	9	50	\$10,079
Chronic Kidney Disease (CKD)	15	79	\$9,556
COPD	6	34	\$10,913
Stroke	3	17	\$9,518
Depression	39	206	\$2,619
Diabetes	13	70	\$5,082
Hypertension	34	180	\$4,058
AMI	6	31	\$9,478

Community level estimates are based upon each community's relative share of the total Local Health Area (LHA) population and reflect what "might be expected" at the community level.

Smithers Local Health Area (LHA) and Houston - District Municipality 1, 8



References:

1. Statistics Canada 2011 Census <http://www12.statcan.gc.ca/census-recensement/index-eng.cfm>
2. BC Stats Population Estimates in 2011
<http://www.bcstats.gov.bc.ca/StatisticsBySubject/Demography/PopulationEstimates.aspx>
3. BC Vital Statistics Annual Report: 2011 <http://www.vs.gov.bc.ca/stats/annual/2011/pdf/appendix1.pdf>
4. Perinatal Services BC – Perinatal Database Registry. Report name: Northern Health Authority resident mothers that delivered a baby in British Columbia by delivery location. (April 1, 2002 TO March 31, 2013)
Note: FY 2012-13 - Preliminary data - final data quality not completed.
5. <https://chip.northernhealth.ca/Portals/2/Document%20Repository/2013%20Updates/2013%20Community%20Profiles/LHA%20054%20-%20Houston%20-2013.pdf>
6. Northern Health Mental Health & Addiction information system: Synapse Database
7. Northern Health clinical information system: Cerner Database
8. <http://www.bcstats.gov.bc.ca/StatisticsBySubject/Census/2001Census/HealthAreas.aspx>